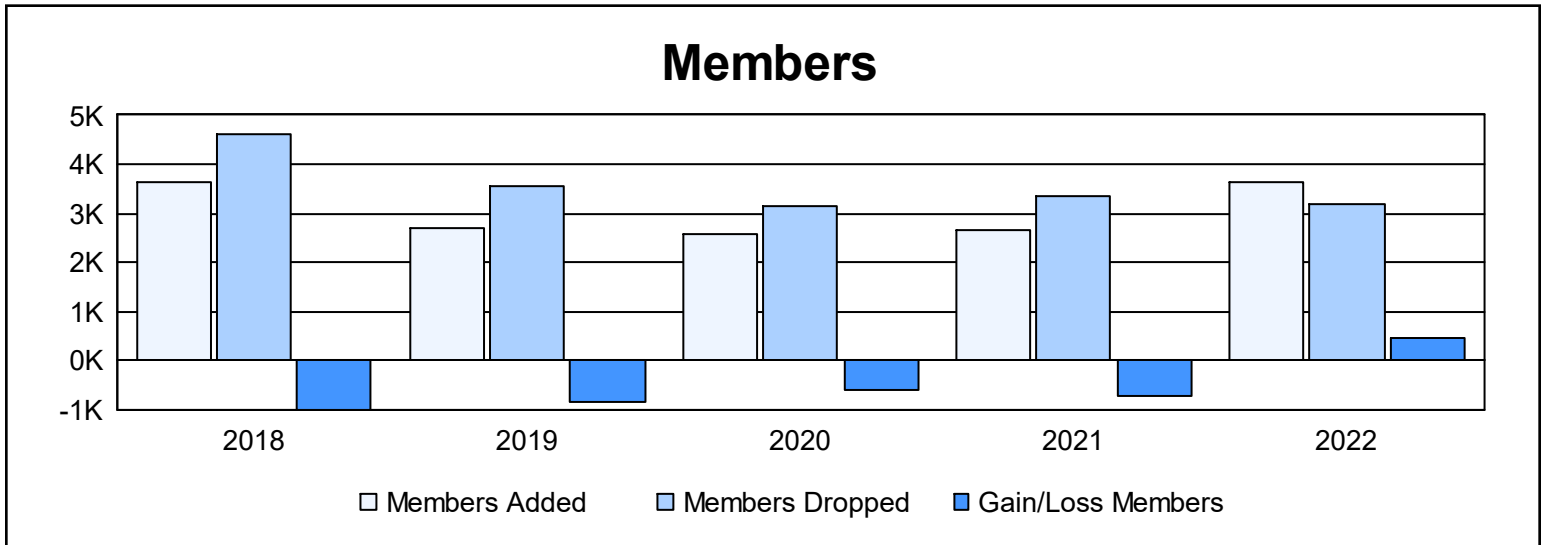
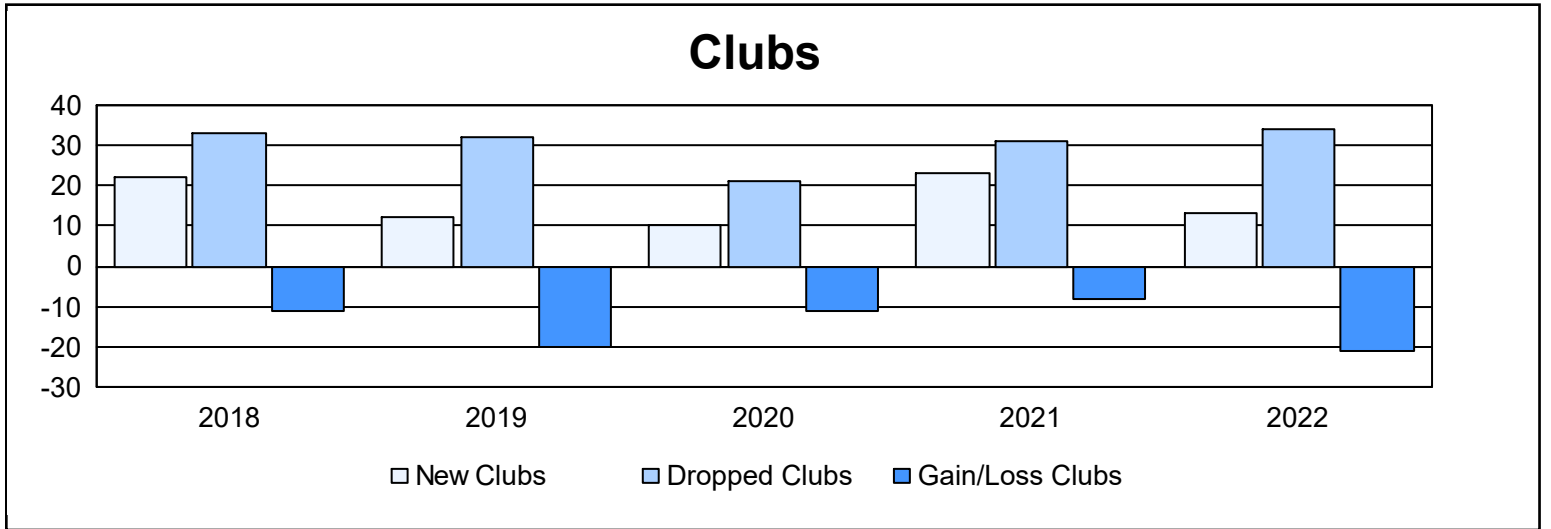
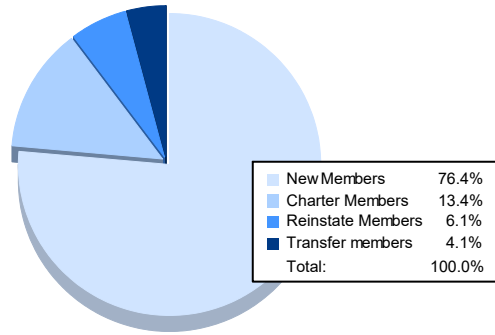


| Year           | New Clubs | Dropped Clubs | Gain/ Loss Clubs | New Members  | Charter Members | Reinstate Members | Transfer Members | Total Member Added | Total Members Dropped | Gain/ Loss Members |
|----------------|-----------|---------------|------------------|--------------|-----------------|-------------------|------------------|--------------------|-----------------------|--------------------|
| 2017-2018      | 22        | 33            | -11              | 2,542        | 687             | 224               | 170              | 3,623              | 4,610                 | -987               |
| 2018-2019      | 12        | 32            | -20              | 2,026        | 373             | 188               | 109              | 2,696              | 3,541                 | -845               |
| 2019-2020      | 10        | 21            | -11              | 1,886        | 390             | 150               | 135              | 2,561              | 3,156                 | -595               |
| 2020-2021      | 23        | 31            | -8               | 1,606        | 808             | 139               | 94               | 2,647              | 3,363                 | -716               |
| 2021-2022      | 13        | 34            | -21              | 2,775        | 486             | 220               | 149              | 3,630              | 3,189                 | 441                |
| <b>Average</b> | <b>16</b> | <b>30</b>     | <b>-14</b>       | <b>2,167</b> | <b>549</b>      | <b>184</b>        | <b>131</b>       | <b>3,031</b>       | <b>3,572</b>          | <b>-540</b>        |



### Membership Composition June 2022 Cumulative



### Gender Composition June 2022 Cumulative

